

Name \_\_\_\_\_

RE

Sketchnote 2

### COLOR EXERCISE

#### To-Do List

Create a to-do list for yourself and integrate as many graphical elements as possible. That means make the table powerful, shade bullet points, alternate colors, use thin lines, add graphics, experiment with graphics around an entire phrase, and number the pages as you go.

Next create an agenda and put each line of the agenda inside a graphic that depicts that section. Use color and variation in lettering for more oomph!

[exercise from: Sonneman, Milly R. Beyond Words: A Guide to Drawing Out Ideas. New York: Crown Publishing. 1997. Print.]



Wavy line




Wavy line



Wavy line

### To Do List

\* Groceries 

⌒ Homework 

S	S	

 Teampractice

\* - important

⌒ - night time

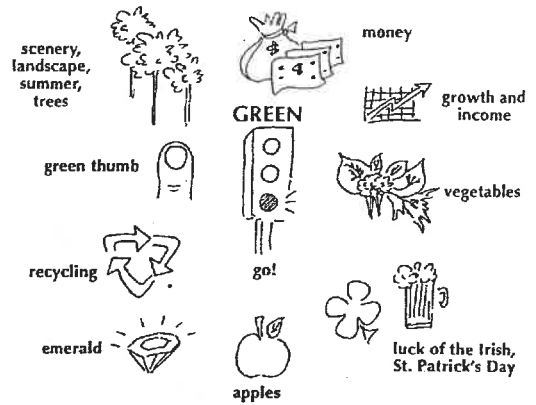
S	S	

 - Saturday, Sunday

## Associations

Take some time with this to gather swatches of material, color, and paint chips. Experiment with pastels, crayons, and paints. Create a large chart (four feet by six feet) for each color in that color, and write key words, graphics, and associations, phrases from songs. Post your chart up and get other people's input, insights, and impressions. Go out for a walk, leaf through magazines, and then come back and add more ideas to your chart. Or create the chart with other people—this is especially fascinating with people from diverse cultural backgrounds.

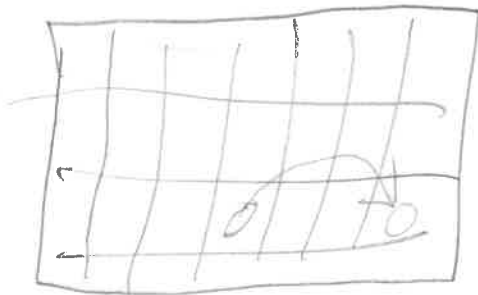
Some associations are shown to the right. Please add to these or ignore them altogether and create your own.



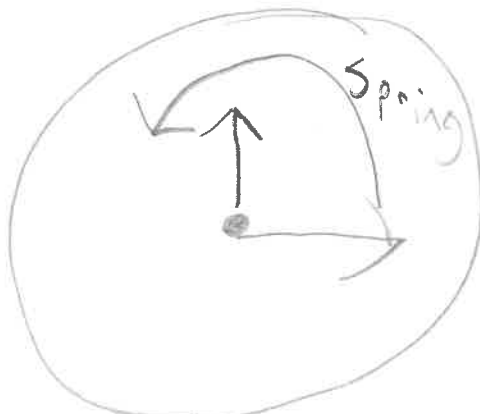
[exercise from: Sonneman, Milly R. Beyond Words: A Guide to Drawing Out Ideas. New York: Crown Publishing. 1997. Print.]

## Directions:

- ① Look at the examples above
- ② Create 4 associations on your own



Leap year



Daylight Savings



Spring Break